










⊕Technical Specification




Model Number	LGT-2500S PLUS	LGT-2500S
Image		
Channel	2 1 for Shockwave handpiece, 1 for Vibration handpiece	1
Display Screen	7" LCD Touch	7" LCD Touch
Pressure Range	1.0~5.0 Bar	1.0 – 4.0 Bar
Frequency	1~22Hz	1 – 17Hz
Vibration Handpiece:	1~35Hz	/
Pre-set Protocols	Yes	Yes
User-defined Protocol	Yes	Yes
Item Dimension (without handpiece holders)	39.5 (L) x 39 (W) x 19.4 (H) cm	39.5 (L) x 39 (W) x 19.4 (H) cm
Item Weight (Handpiece Excluded)	11.3 kg	10.5 kg
Langages	10	7

⊕Transmitter

Transmitters							
Type	6 A (D = 6 mm Acupuncture)	15 R (D = 15 mm Radial)	15 F (D = 15 mm Focus)	15 D (D = 15 mm Deep)	15D T (D=15mm Deep)	20 R (D = 20 mm Radial)	36 R (D = 36 mm Radial)
Derived Pulse-intensity Integral / Penetration Depth	0 – 40 mm	0.32 mJ/mm ² 0 – 40 mm	0.51 mJ/mm ² 0 – 20 mm	0.51 mJ/mm ² 0 – 60 mm	0.46 mJ/mm ² 0 – 60 mm	1.08 mJ/mm ² 0 – 50 mm	0 – 50 mm
Indications	Acupuncture shockwave therapy	Pain therapy in tendon disorders/ calcified shoulder/ heel spur/ etc.	Close to surface pain areas/ fascial muscles/ neck/ head/ individual triggers	Trochanter bursitis/ chronic tendon terminal disease	Trochanter bursitis/ chronic tendon terminal disease	Treatment of deep-seated muscles/ myofascial trigger therapy/ muscle- and connective tissue/ dissolution of fibrosis	Treatment of deep-seated muscles/myofascial trigger therapy/ muscle- and connective tissue/ back muscles/ skin elasticity/ dissolution of fibrosis












V-Handpiece

V-Transmitters			
Diameter (mm)	10	25	40
Suggested scope of application	Selective treatment of muscle spots	Smooth muscle, massage along the direction of the muscle bundle to exclude lymphatic fluid	Large area muscle massage after shock wave treatment

V-G.2500S Series241219

Certification

	Promoting member of ISMST
	CE (MDD)
	ISO13485 / ISO9001
	Health Canada
	Therapeutic Goods Administration
	FDA
	NRTL
	INMETRO
	SFDA

Longest

Guangzhou Longest Medical Technology Co., Ltd.

Address: 301 & 401 of Building 2 & Building 3, No.96, Chuangqiang Road, Ningxi Street, Zengcheng District, Guangzhou, Guangdong Province, 511399, China

Tel: 86-020-66353999

Fax: 86-020-66353920

E-mail: export@longest.cn

Website: www.longestmedical.com



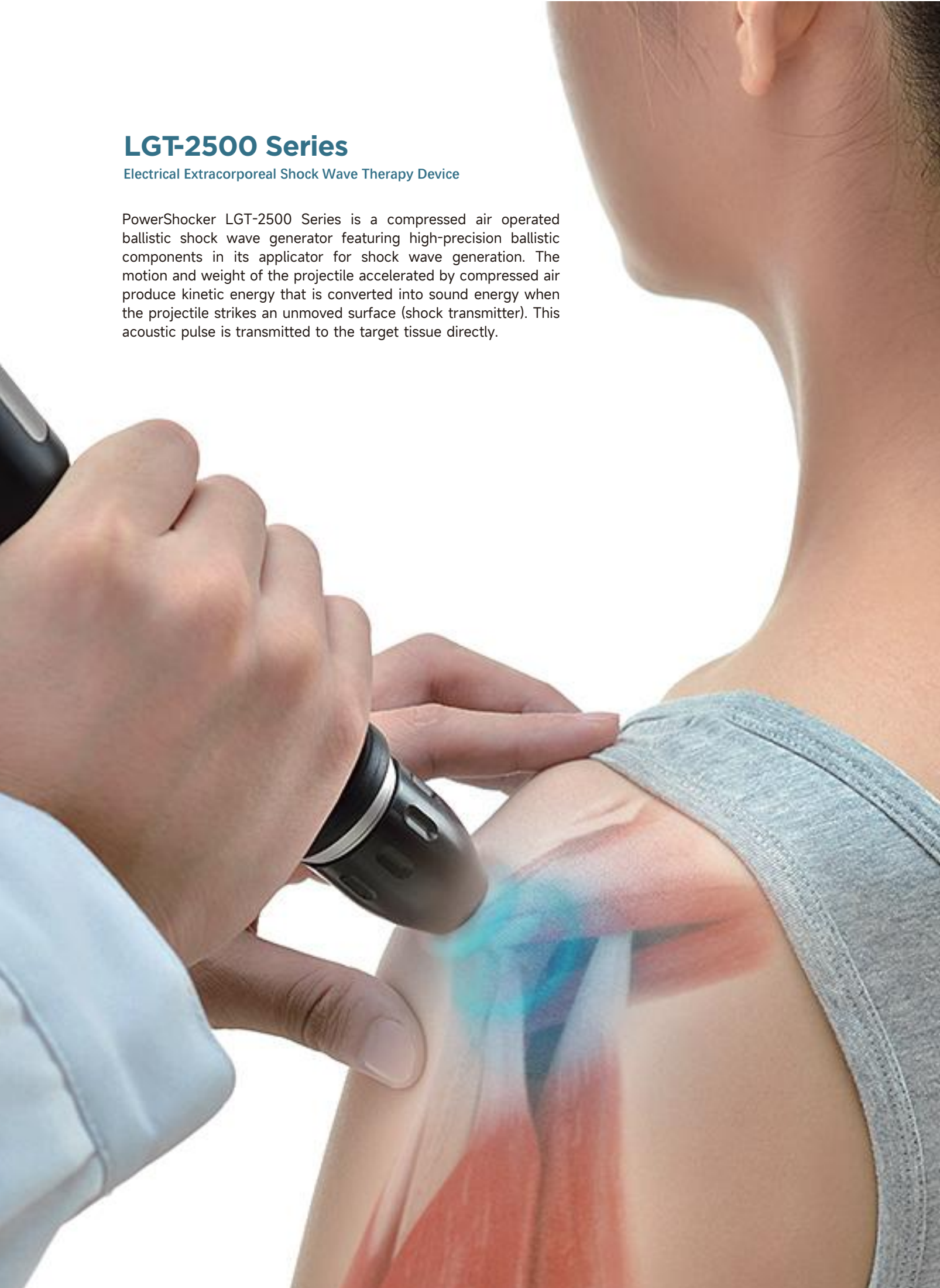
Health Life Longest Care

Longest


LGT-2500 Series

Electrical Extracorporeal Shock Wave Therapy Device

PowerShocker LGT-2500 Series is a compressed air operated ballistic shock wave generator featuring high-precision ballistic components in its applicator for shock wave generation. The motion and weight of the projectile accelerated by compressed air produce kinetic energy that is converted into sound energy when the projectile strikes an unmoved surface (shock transmitter). This acoustic pulse is transmitted to the target tissue directly.



LONGEST is the promoting member of ISMST

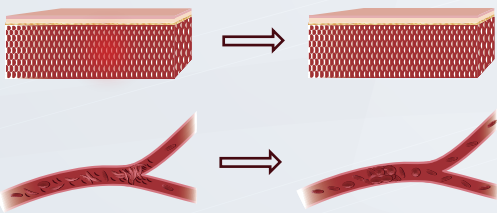


+Medical Background

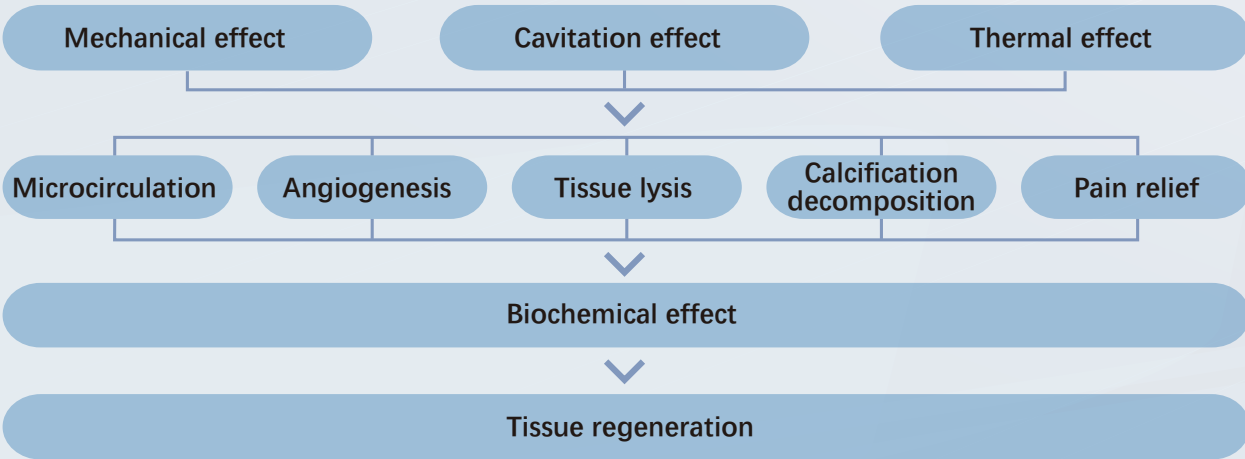
Extracorporeal acoustic wave therapy (in contrast with lithotripsy) is not used to disintegrate tissue but rather to cause microscopic interstitial and extracellular biological effects, which include, e.g. tissue regeneration. Application of shock waves leads to significantly increased expression of growth indicators such as eNOS, VEGF, PCNA and BMP. Newly formed blood vessels improve blood supply and oxygenation, which leads to faster healing. Acoustic waves also cause mast cell activation, which supports chronic inflammation reversal. Other effects include stimulation of collagen production, calcified fibroblasts dissolution and dispersion of pain mediator substance P.

+Biological Effects

- ⌚ High-density tissue splitting
- ⌚ Tissue adhesiolysis
- ⌚ Dilate blood vessels and angiogenesis
- ⌚ Analgesic and closing nerve endings
- ⌚ Tissue injury and repair
- ⌚ Control inflammation and infection



+Physical Property



Shockwave therapy device, the best choice for non-invasive treatment of musculoskeletal diseases



Two Channels
Up to 5.0 Bar & 35Hz



+Indications

Shoulder

- ⌚ Calcifying supraspinatus tendinitis
- ⌚ Subscapularis tendinitis (Deltoid bursitis)
- ⌚ Frozen shoulder
- ⌚ Biceps tendinitis

Upper limbs

- ⌚ External humeral epicondylitis (Tennis elbow)
- ⌚ Internal humeral epicondylitis (Golf elbow)
- ⌚ Finger tendinitis
- ⌚ Trigger point

Lower limbs

- ⌚ Patellar tendonitis
- ⌚ Shin splints
- ⌚ Achilles tendinitis
- ⌚ Plantar fasciitis
- ⌚ Iliotibial band friction syndrome
- ⌚ Anserine bursitis
- ⌚ Trigger point

Hip

- ⌚ The femoral greater trochanterpain syndrome
- ⌚ Piriformis syndrome
- ⌚ Sciatica
- ⌚ Trigger point

Torso

- ⌚ Erector spinae pain
- ⌚ Soft tissue pain
- ⌚ Trigger point